

Customer Information

Dealer Name & Location _____ Contact (Designer) _____ Phone # _____ E-mail _____	Customer Name	Date (MM/DD/YY)
		Dealer Code

Design Considerations

** Design will be returned **within THREE business days**. ** Design requests with large plans and/or incomplete information may increase design times.

Please check all that apply: 20/20 Kit File Floor Plan Elevations B/W Renderings Color Renderings Quote

Design Information

Cabinetry	Construction
Platform: <input type="checkbox"/> Standard Overlay <input type="checkbox"/> Full Overlay <input type="checkbox"/> Beaded Inset <input type="checkbox"/> Non-Beade Inset <input type="checkbox"/> Bria Door Style / Wood / Stain _____	<input type="checkbox"/> Furniture Board Construction All Exposed Ends will be 1/2" Finished Furniture Board Veneer unless noted otherwise (i.e. Decorative End) <input type="checkbox"/> Plywood Ends (N/A in Bria) All Exposed Ends will be 3/4" Plywood Flush Ends unless noted otherwise (i.e. Decorative end or Mitered Ends) <input type="checkbox"/> All Plywood Construction All Exposed Ends will be 3/4" Plywood Flush Ends unless noted otherwise (i.e. Decorative Ends or Mitered Ends)

Moldings and Site Information

Crown Molding: _____
 Light Valance: _____
 Ceiling Height: _____ Close to Ceiling Cabinets.

Note any other information regarding windows, doors or obstructions on the additional notes section or on the plan.

Cabinet Box Dimension	Island / Peninsula
Wall Cabinet Height 30" <input type="checkbox"/> 36" <input type="checkbox"/> 42" <input type="checkbox"/> Other: _____ Stacked / Staggered: _____	One Height <input type="checkbox"/> Raised Eating Bar <input type="checkbox"/> Other considerations: _____ _____ _____

WHAT TO INCLUDE WITH YOUR DESIGN REQUEST

- 1.- A detailed floor plan indicating wall, window and door dimensions including moldings.
- 2.- A layout of your kitchen space indicating base/upper sections as well as appliance location.
- 3.- All appliance specifications. If not included we will design with the following dimensions
Fridge: 33"W x 69"W x 30"D, Stove: 30"W, Dishwasher: 24"W, Sink: 33"W, OTR Microwave: 30"W.

To ensure there are no delays, please include all information.











Email your design request to: design@nstarsales.com Or fax to: 763-312-2051

You will receive confirmation that we have received your request. If you do not get confirmation, it means we did not receive your email.

Use this page to provide the dimensions of your appliances or appliance cut-outs

Appliance Information

Date _____

<p>Refrigerator Model No. _____</p>  <p>W _____ H _____</p> <p><input type="checkbox"/> Double Door <input type="checkbox"/> Single Door <input type="checkbox"/> Left <input type="checkbox"/> Right</p>	<p>Sink Model No. _____</p>  <p>W _____</p>  <p><input type="checkbox"/> Single <input type="checkbox"/> 1 and a Half <input type="checkbox"/> Double</p> 
<p>Microwave Model No. _____</p>  <p>W _____ H _____ D _____</p> <p><input type="checkbox"/> Free Standing <input type="checkbox"/> Built-in (Cut-Out) <input type="checkbox"/> Over Range</p>	<p>Model No. _____</p> <p>Single Oven (Cut-out Dimensions)</p>  <p>W _____ H _____ D _____</p>
<p>Range Model No. _____</p>  <p>W _____ H _____</p> <p><input type="checkbox"/> Slide-in <input type="checkbox"/> Raised Back</p>	<p>Model No. _____</p> <p>Double Oven (Cut-out Dimensions)</p>  <p>W _____ H _____ D _____</p>
<p>Cook Top Model No. _____</p>  <p>W _____ H _____ D _____</p> <p><input type="checkbox"/> Front Controls <input type="checkbox"/> Top Controls</p>	<p style="text-align: center;">Other Appliances</p> <p>Description: _____</p> <p>W _____ H _____ D _____</p> <p>Description: _____</p> <p>W _____ H _____ D _____</p>
<p>Dishwasher Model No. _____</p>  <p>W _____ H _____</p>	